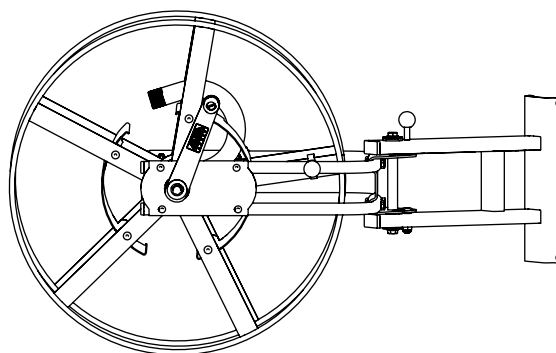
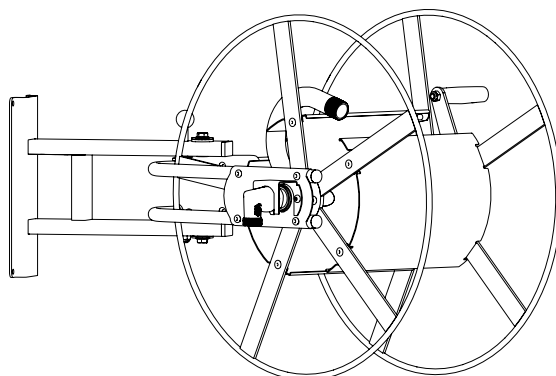
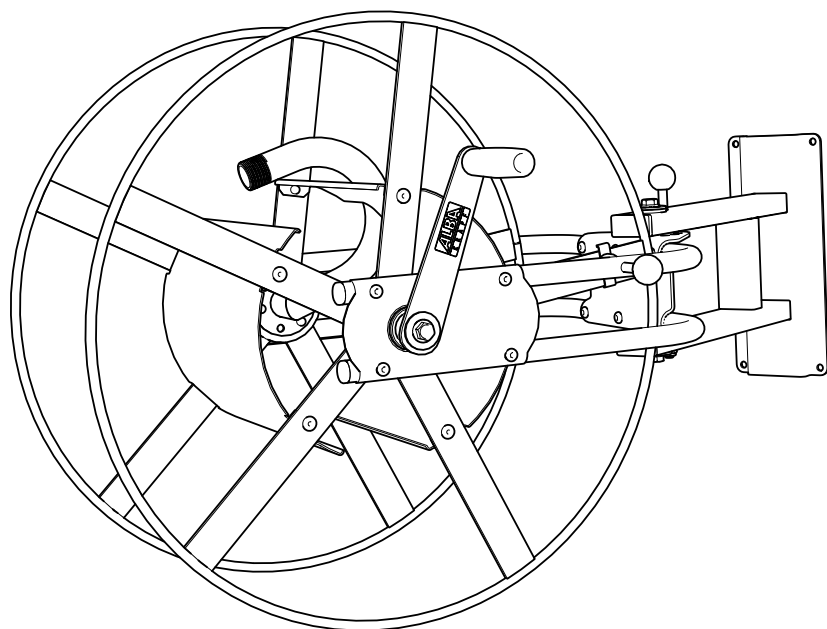


STATUS SERIE III

Art. No. 11525_REV1



DE Technische Daten

- Komplet aus Stahl
- Rostfreier Wasserdurchlauf
- Sichere Wandbefestigung
- 3/4" Wasseranschluss
- ohne Schlauch
- Arbeitsdruck: max. 25 bar
- Gewicht ohne Schlauch: 11 kg
- Schlauchkapazitäten:
 - 13 mm (1/2") = 70 m
 - 16 mm (5/8") = 60 m
 - 19 mm (3/4") = 40 m
- Bei Frostgefahr komplett entleeren

FR Données techniques

- Entièrement en acier
- Débit d'eau inoxydable
- Fixation murale sûre
- Raccord à pas de vis 3/4"
- Sans tuyau
- Pression de travail: 25 bar max.
- Poids sans tuyau: 11 kg
- Capacité de tuyau:
 - 13 mm (1/2") = 70 m
 - 16 mm (5/8") = 60 m
 - 19 mm (3/4") = 40 m
- En cas de gel, il est préférable de vider le tuyau

IT Dati tecnici

- Completo di acciaio
- Flusso di acqua inossidabile
- Attacco sicuro a muro
- 3/4" attacco d'acqua
- Senza tubo flessibile
- Pressione massima di 25 bar
- Peso senza tubo: 11 kg
- Capacità del tubo:
 - 13 mm (1/2") = 70 m
 - 16 mm (5/8") = 60 m
 - 19 mm (3/4") = 40 m
- Svuotare completamente se sussiste il rischio di gelo

EN Technical data

- Whole metal construction
- Stainless water flow
- secure wall mounting
- 3/4" water connection
- Without hose
- Suited for max. 25 bar water pressure
- Weight without hose: 11 kg
- Hose capacity:
 - 13 mm (1/2") = 70 m
 - 16 mm (5/8") = 60 m
 - 19 mm (3/4") = 40 m
- in case of possible freezing the hose should be voided



DE Ersatzteile

Ersatzteilliste finden Sie direkt unter:
www.alba-krapf.ch/service/

FR Pièces de rechange

Vous trouverez une liste de pièces détachées directement sous:
www.alba-krapf.ch/fr/service/

IT Pezzi di ricambio

Troverai un elenco delle parti di ricambio direttamente sotto:
www.alba-krapf.ch/service/

EN Spars parts

You will find the spare parts list directly under:
www.alba-krapf.ch/en/spare-parts/

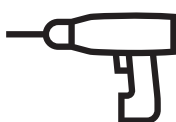


DE Benötigtes Werkzeug

FR Outils nécessaires

IT Atrezzi necessari

EN tools needed



Ø 10 mm



M10&M13



STATUS SERIE III

Art. No. 11525_REV1

